

SD0 080 R

40X80 Open Design Cable carrier



PRODUCT DESCRIPTION

SD0

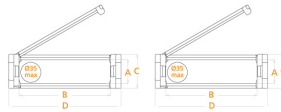
CABLE CARRIERS HEAVY SERIES

Inner Height (A) 40mm	Code	Radius	(A)mm	(B)mm	(C)mm	(D)mm	Weight Kg/Mt
<ul style="list-style-type: none"> • Both up and down sides are openable • Suitable for long distances • No complete covers (caps)(on both sides) • Should be used in supporting tray • Suitable to use both vertical and horizontal separators 	SD0 080 R_01	125-150-170-200-220-285-350	40	080	60	120	2.120gr
	SD0 100 R_01	125-150-170-200-220-285-350	40	100	60	140	2.200gr
	SD0 120 R_01	125-150-170-200-220-285-350	40	120	60	160	2.300gr
	SD0 140 R_01	125-150-170-200-220-285-350	40	140	60	180	2.400gr
	SD0 175 R_01	125-150-170-200-220-285-350	40	175	60	215	2.560gr
	SD0 200 R_01	125-150-170-200-220-285-350	40	200	60	240	2.680gr

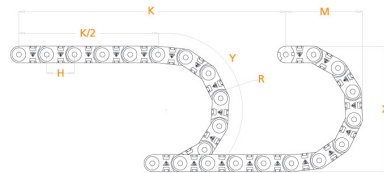
Maximum working speed :5M/S

Radius MUST be given in your orders.Example:

SD0 100 R150



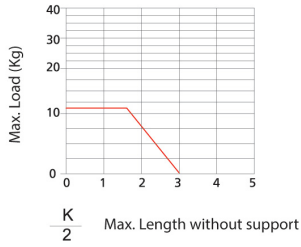
R mm	H mm	X mm	M mm	Y mm
125	100	320	270	590
150	100	360	290	630
170	100	400	310	730
200	100	460	360	820
220	100	500	390	891
285	100	630	425	1095
350	100	760	490	1299



L: Total length to be used
K: Movement distance
Y: Radius

$$L: \frac{K}{2} + Y$$



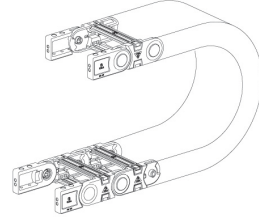
IMPORTANT POINTS

Self-supporting Capacity Diagram

Self-supporting capacity of the cable carrier according to weight of the cables and hoses.

$$\frac{K}{2}$$

How to choose end bracket


End bracket
End brackets are the parts to be used to fix the cable carrier to the machine or equipment



Should be attached to the both ends of the cable carrier.


How to use support rollers:

- Support rollers should be used after 4 meters
- Make sure that the cap (cover) is fixed properly
- Use an appropriate hand tool (screw driver) to open the cap
- Be careful not to damage the fixing nail of the cap (cover)
- Be sure that side stoppers, used to fix end brackets are fixed properly



CABLE CARRIER CODE	END BRACKET CODE	A	B
SD0 080 R01	SD0 B01	100	120
SD0 100 R01	SD0 B01	120	140
SD0 120 R01	SD0 B01	140	160
SD0 140 R01	SD0 B01	160	180
SD0 175 R01	SD0 B01	195	215
SD0 200 R01	SD0 B01	220	240



Please mention the color of the pin.



57

