

SB1 025 R

20x25 Open Design Cable Carrier

PRODUCT DESCRIPTION

Material Properties

PA6 With %30 Fiber Glass

Applications

Gantry robot, Machining center, Textile machine,
Welding machine, Feeder unit, Wood work
machine, Fabric machine

Speed 8 m/sec

Operating Temperature -30 °C -+ 130°C



SB1

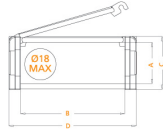
CABLE CARRIERS MEDIUM SERIES

Inner Height (A) 20mm	Code	Radius	(A)mm	(B)mm	(C)mm	(D)mm	Weight Kg/Mt
<ul style="list-style-type: none"> • One side is fixed and closed, other (radius) side is openable • Should be used in supporting trays • SB1 025 – SB1 065 open (no caps) models • SB1 040 – SB1 060 bottom side is closed (complete cover) upper side open (no caps) models 	SB1 025 R_01	40-75-100-125	20	25	27	37	0.441gr
	SB1 040 R_01	40-75-100-125	20	40	27	52	0.488gr
	SB1 060 R_01	40-75-100-125	20	50	27	62	0.653gr
	SB1 065 R_01	40-75-100-125	20	65	27	77	0.565gr

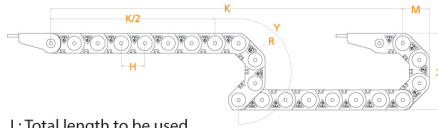
Maximum working speed :7M/S

Radius MUST be given in your orders. Example:

SB1 060 R75




R mm	H mm	X mm	M mm	Y mm
40	33	107	86.5	192
75	33	177	121.5	302
100	33	227	146.5	380
125	33	277	171.5	459



L: Total length to be used
K: Movement distance
Y: Radius

$$L: \frac{K}{2} + Y$$



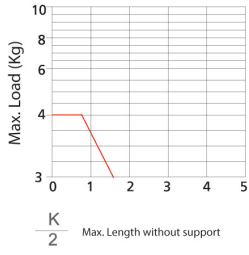
30 Agustos Zafer Mah. Nasrettin Hoca Bulvarı No: 15 A/B
Kayapa Organize Sanayi Bolgesi Nilufer / BURSA / TURKEY

info@crocodilecablecarrier.com

Tel: +90 224 441 06 88

Fax: +90 224 441 06 89



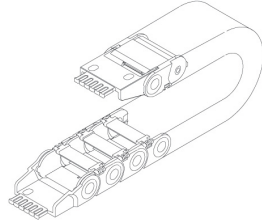
IMPORTANT POINTS

Self-supporting Capacity Diagram

Self-supporting capacity of the cable carrier according to weight of the cables and hoses

$$\frac{K}{2}$$

How to choose end bracket
End brackets

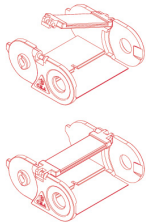
End brackets are the parts to be used to fix the cable carrier to the machine or equipment



Should be attached to the both ends of the cable carrier


How to use support rollers:

- Support rollers should be used after 1 meter
- Make sure that the cap (cover) is fixed properly
- Use an appropriate hand tool (screw driver) to open the cap
- Be careful not to damage the fixing nail of the cap (cover)



CABLE CARRIER CODE **END BRACKET CODE** **A** **B**

SB1 025 R_01	SB1 B025	10	37
SB1 040 R_01	SB1 B040	25	52
SB1 050 R_01	SB1 B050	35	62
SB1 065 R_01	SB1 B065	60	77

